



I'm going to the **West Carrollton Branch**
of the Dayton Metro Library.

Before I go to the Library



- I can check the website at DaytonMetroLibrary.org for more information.
- If I find information online, I can print it and bring it with me.
- I can call the Library if I have questions at this number: 937.463.2665.

A screenshot of the Dayton Metro Library website. The header includes the library logo, a search bar, and navigation links like "Hours & Locations", "Help", and "Log In / My Account". The main content area is titled "West Carrollton Branch" and features a large photo of the building. To the right of the photo is a table of hours of operation. Below the photo is a section for "Upcoming Events" with three items: "Homework Help Center", "Craft-a-palooza", and "Building Buddies". To the right of the events is a "Holidays and Closures" section listing "Staff Development Day" and "Indigenous Peoples' Day".

Day	Hours
Monday	10:00AM - 7:00PM
Tuesday	9:30AM - 6:00PM
Wednesday	9:30AM - 6:00PM
Thursday	11:00AM - 8:00PM
Friday	9:30AM - 6:00PM
Saturday	9:30AM - 6:00PM
Sunday	Closed

Date	Event	Time	Location
10	Homework Help Center	Sep 10th 3:00pm - 6:00pm	West Carrollton Branch
12	Craft-a-palooza	Sep 12th 3:00pm - 6:00pm	West Carrollton Branch
13	Building Buddies	Sep 13th 3:00pm - 5:00pm	West Carrollton Branch

Date	Event	Time	Location
October 8, 2023	Staff Development Day	Closed All Day	
October 12, 2023	Indigenous Peoples' Day	Closed All Day	



How to get to the Library





- The Library's address is [300 E. Central Ave, Dayton, OH 45449] ([map](#))
- Before I go, I can look up driving directions on my phone or [online](#).
- If I am taking the bus, I can look up the routes and times [online](#) or on the Metro Transit app.
- I can park in the parking lot and walk into the Library at the back of the West Carrollton Civic Center.

I will go to the entrance of the Library.
It looks like this:



This is where I can return things
I borrowed from the Library.



The Library has an “Ask Me Desk” with friendly Library staff who will say “Hello” to me.



This is how I will know if someone works at the Library.
If I need help, I will look for someone wearing
an orange lanyard like this.



This is the Children's Area.
It has lots of books, toys, and activities for kids!



I can visit the Teen area for teen books, manga, and graphic novels. I can play video games, too.



If I want to find books for adults, I can go to the adult section.



I can find DVDs here.



If I want to look for a specific book, I can use one of the catalog computers, or I can ask a staff member.



We have meeting rooms available to use while in the Library:
Quads, a Conference Room, and a Community Room.
Ask a librarian to sign up for a space.



If I feel overwhelmed, I can go to a quiet space like the Quiet Reading Room or sit by the fireplace.



Computers to work and play on are located throughout the Library. I can print from these computers.



I can check out a laptop or tablet from the Ask Me Desk.




This is where I go to make copies, fax, scan, or email.



This is where I can go if I want to find Branch program calendars and brochures.



I can attend Library programs in the community room.



If I need to use the bathroom I can go here. If I am not sure where the bathrooms are I can ask one of the Library staff.



When I want to borrow an item, I can use my Library card at the self-check machines.



These are security gates. Sometimes they make a loud noise when people walk through them. If it makes a loud noise when I walk through it, I can go to the Ask Me desk for help.



I finished visiting the Library. I will come back soon!

